



TECHNICAL DATA SHEET

2400 Boston Street | Suite 200 | Baltimore, MD | 21224

DAP® Wall Spray Texture: Knockdown Water Based

PRODUCT DESCRIPTION

DAP® Wall Knockdown Water Based is an easy-to-use aerosol that provides excellent texture match. Its white, sag-resistant formula has strong wall adhesion, is paintable, and does not require priming. The grip trigger offers outstanding hand control for an ergonomic spray. Fast dry time of 15 minutes depending on temperature, humidity & amount applied. Interior/Exterior.



PACKAGING	COLOR	UPC
20 oz can	White	7079850020

KEY FEATURES & BENEFITS

- Adjustable for excellent texture match
- Control grip trigger
- 15-minute paint ready time depending on temperature, humidity & amount applied
- Strong adhesion – sag-resistant formula
- Texture and prime in one step
- Low odor
- Easy water clean-up

SUGGESTED USES

USE FOR REPAIRING TEXTURED SURFACES:

- Drywall
- Stucco
- Plaster



TECHNICAL DATA SHEET

2400 Boston Street | Suite 200 | Baltimore, MD | 21224

APPLICATION



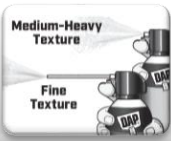
Product can be messy. **Protect work area with drop cloths.** Ensure surface is clean, dry, structurally sound and free of all foreign material. Make any necessary repairs to surface and ensure it is smooth and dry prior to applying spray texture. **IMPORTANT:** be sure that the area is well ventilated and proper safety gear is worn.



SHAKE can upside down **vigorously** for more than one minute after hearing mixing marble moving freely in the can. Frequently shake upside down between sprays. Product will not work as intended if this step is skipped.



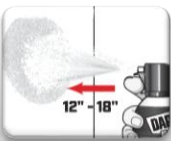
TEAR OFF top safety tab by pulling tab from front to back of top of nozzle. This safety tab is not reusable and it is meant to be broken off.



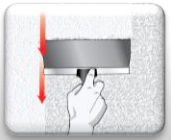
ADJUST texture by modifying spray technique. For fine texture, firmly insert straw into nozzle tip. For medium to heavy texture spray without straw insert. For heavier texture, overlap texture sprays. Adjust distance to the wall as necessary. **IMPORTANT:** Practice using scrap material before applying onto the wall.



DISPENSE a quick burst of material on scrap materials to activate before applying to work surface.



SPRAY holding can approximately 12 to 18 inches away from surface using gentle, intermittent bursts. For optimal blending, use different stroke motions like up and down, or left to right. Apply texture in overlapping passes to avoid gaps or uneven spots. If not satisfied, scrape-off and reapply. **IMPORTANT:** keep frequently shaking throughout use & be sure that the area is well ventilated and proper safety gear is worn. Pulling trigger all the way risks blasting the spray out.



KNOCKDOWN Allow spray texture to dry for 30 seconds (for fine texture) to 1 minute (for medium texture) and 1 to 2 minutes (for heavy texture). Hold putty knife parallel to the wall and lightly flatten knockdown to desired texture. **IMPORTANT** be sure to dip putty knife into water in between each knockdown. Dry time is dependent on temperature, texture size and thickness of material sprayed.



PAINT: Allow texture to dry for 15 minutes prior to painting. Dry time may be longer in cooler/humid conditions or with thicker applications. Follow paint manufacturer's instructions for best results. For exterior/moisture exposed applications, apply a waterproof coating prior to moisture exposure.



CLEAN-UP straw, nozzle, tools, and area with towel and warm water. Invert can point the top straight down. Spray a quick burst onto a disposable surface until texture is cleared from tip. Remove any texture build-up from the nozzle. Store at room temperature, avoid extreme cold or heat. .



TECHNICAL DATA SHEET

2400 Boston Street | Suite 200 | Baltimore, MD | 21224

FOR BEST RESULTS

- **IMPORTANT: Shake vigorously** before attempting to spray, and frequently during application.
NOTE: If an attempt to spray the product has been made prior to properly shaking and activating the can, reduced spray performance may occur. This condition is potentially not correctable.
- Cover surrounding areas to protect from over spray
- Dispense a quick burst on scrap material to activate
- Apply in temperatures above 40°F
- Practice applying on scrap material before applying
- Spray using intermittent bursts
- Dip putty knife in water before each knockdown stroke
- Store away from direct heat in temperatures ranging from 40°F to 90°F
- While this formula does not require priming prior to paint application, priming may still be desired depending on your project/application requirements

TYPICAL PHYSICAL & CHEMICAL PROPERTIES

Typical Uncured Physical Properties	
Appearance/Consistency	White textured material
Base Polymer	Acrylic Latex
Weight % Solids	55.3%
Density (lbs per gallon)	11.55
Odor	Low odor
Clean Up	Water
Shelf Life	12 months
Coverage	Fine: up to 100 sq. ft. Medium: up to 70 sq. ft. Heavy: up to 55 sq. ft.
Typical Application Properties	
Application Temperature Range	Best between 65°F-80°F

CLEAN UP & STORAGE

Clean-up wet texture with water. Dry texture must be cut, scraped or sanded away. Store in cool, dry conditions.



TECHNICAL DATA SHEET

2400 Boston Street | Suite 200 | Baltimore, MD | 21224

SAFETY

See product label and Safety Data Sheet (SDS) for health and safety information. You can request an SDS by visiting our website at dap.com or by calling **888-DAP-TIPS**.

LIMITED WARRANTY

LIMITED ONE-YEAR WARRANTY: Warranty terms available at dap.com/warranty. For a free written copy, call (888)-DAP-TIPS.

COMPANY IDENTIFICATION

Manufacturer: DAP Global Inc., 2400 Boston Street, Suite 200, Baltimore, Maryland 21224

Usage Information: Call 888-DAP-TIPS or visit dap.com & click on "Ask the Expert"

Order Information: 800-327-3339 or orders@dap.com

Fax Number: 410-558-1068

Also, visit the DAP website at dap.com